



Division of Criminal  
Justice Services

Andrew M. Cuomo  
Governor

Michael C. Green  
Executive Deputy Commissioner

[www.criminaljustice.ny.gov](http://www.criminaljustice.ny.gov)

# Missing Persons Clearinghouse 2019 Annual Report



## **New York State Missing Persons Clearinghouse 2019 Annual Report**

The New York State Missing Persons Clearinghouse is located within the New York State Division of Criminal Justice Services (DCJS).

The Clearinghouse operates in accordance with New York State Executive Law Sections 837, 837-e, 837-f, 837-f-1 and 838; New York State Codes, Rules and Regulations Part 6055; and New York State Education Law Sections 355, 6206, 6303 and 6450.

This report is submitted as required by Section 837-f-12 of the New York State Executive Law.

### **On the Cover**

Designed by Ashley Rosario, of P.S./I.S. 192 The Magnet School of Math & Science in Brooklyn, this poster was chosen from 253 entries to represent New York in the National Missing Children's Day Poster Contest, an annual competition for fifth grade students, sponsored by the U.S. Department of Justice. Students are required to explain why they created their designs.

"My poster is about a girl who is sitting next to a wall crying because she does not know how to get back home," Ashley wrote. "I created this poster because this girl shows how someone that is lost would feel."

Second place was awarded to Wing Yan Tan, from P.S./I.S. 49Q in Middle Village (Queens), and third place went to Jayleen Pagan from STEMS P.S. 241 in Manhattan.

New York and other states coordinate their own contests, and winners compete against each other nationally, helping to raise awareness about missing children cases across the country. The Missing Persons Clearinghouse coordinates [New York's competition](#). National Missing Children's Day has been observed on May 25 since 1983.

## Contents


Overview of 2019 Activities .....	1
Missing Person Cold Case Review Panel.....	1
“Find Them” Update .....	1
Internet Safety for Students Program Reboot .....	2
Joint Child Abduction Rapid Deployment (JCARD) Team Training.....	3
Alert Activations.....	3
Other Activities .....	3
Data Overview .....	4
Missing Children.....	4
Missing Vulnerable Adults .....	5
Clearinghouse Services .....	6
Investigative Support.....	6
Training and Community Events.....	7
Alert Programs .....	8
Alert and Non-Alert Distribution Mechanisms .....	9
New York State Missing and Exploited Children Clearinghouse Fund .....	10
Missing Person Clearinghouse Activity and Data .....	11
Alert Requests and Activations.....	11
Annual Reporting Volume for Missing Children: 2010–2019 .....	12
2019 Characteristics of Cases Entered for Missing Children.....	13
2019 Characteristics of Cases Closed for Missing Children .....	14
2019 Days between Case Entry and Cancellation for Missing Children .....	15
2019 Reporting Volume by County for Missing Children .....	16
2019 Reporting Volume by County for Missing Vulnerable Adults.....	18
2019 Days between Case Entry and Cancellation for Missing Vulnerable Adult Cases.....	20
2019 Missing Child Alert Activation Details .....	21
2019 Missing Vulnerable Adult Alert Activation Details .....	22

## Overview of 2019 Activities

### Missing Person Cold Case Review Panel

The New York State Division of Criminal Justice Services Missing Persons Clearinghouse (MPC) formed the Missing Person Cold Case Review Panel to assist law enforcement agencies with their efforts to resolve these cases by providing a fresh look at evidence by professionals who have diverse perspectives, knowledge and experience.

Panelists include subject matter experts from the Federal Bureau of Investigation, New York State Police (Special Victims Unit, Bureau of Criminal Investigations, and the New York State Intelligence Center), the Washington County Sheriff's Office, Saratoga Springs Police Department, Niagara County District Attorney's Office, National Center for Missing & Exploited Children, National Missing and Unidentified Persons System, New York State Missing Persons Clearinghouse and the New York State Division of Criminal Justice Services Crime Analysis Center network.



Lead law enforcement agencies can request a peer review by the panel, which considers cases that have remained unsolved for at least three years and have the potential to be solved through newly acquired information or advanced technologies. The panel also may consider cases where all leads were exhausted locally, as well as those with compelling factors that point toward criminal conduct. The panel only accepts cold case files submitted by the lead investigating agency. Reviews are voluntary, at no cost to requesting agencies.

### “Find Them” Update

In partnership with the state Office of Information Technology Services, the Clearinghouse released an updated version of its Find Them web application specifically designed for law enforcement officers. Find Them 2.0 is a mobile device-friendly application that assists law enforcement investigations. Find Them can be bookmarked on mobile devices, allowing first responders and investigators to use it to generate a list of suggested tips and resources, based on conditions and circumstances of the case they are investigating. Find Them 2.0 also includes tips for handling long-term missing person cases and assisting victims of human trafficking and allows users to access critical case management forms and documents, such as the AMBER Alert Submission Form, Neighborhood Investigation Form, Roadblock Canvas Form, Trafficking Referral Form and others. A feedback option allows users to make suggestions about how to enhance the web application.



## Internet Safety for Students Program Reboot

Clearinghouse staff relaunched their Internet Safety Program for students with two, updated 40-minute in-person presentations designed to teach children and young teens the fundamentals of online safety.

The assembly-style presentations teach safe and responsible practices, while encouraging students to inform parents and teachers about their online activities. A presentation for fifth- and sixth-graders focuses on avoiding risky behaviors online, protecting privacy and personal information, and dealing with cyberbullying. A presentation for students in seventh through ninth grades focuses on avoiding inappropriate content and risky behaviors like sexting, while also addressing cyberbullying, safety, privacy and the importance of protecting personal information.

Nearly 5,000 students from 24 schools attended the presentations. Educators have responded with positive feedback, including:

- *very informative*
- *highly effective*
- *very engaging*
- *an eye opener for a lot of our students*
- *sexting topic covered in a very thorough and age-appropriate way*
- *uses relevant apps that our kids use and connects it to the presentation to make the conversation valuable.*

Requests for presentations can be made [online](#) or by contacting the Clearinghouse.



## **Joint Child Abduction Rapid Deployment (JCARD) Team Training**

Clearinghouse staff partnered with the FBI to provide regional training for the FBI's Joint Child Abduction Rapid Deployment (JCARD) Team. This free, two-day course aims to provide law enforcement with the tools, techniques and strategies to effectively respond to all phases of abducted and missing child investigations. The training is based on the FBI's Child Abduction Response Plan (CARP), which is the national model for best practices when responding to, and investigating, cases involving children who are missing under mysterious or suspicious circumstances. Participants who complete the course are eligible to join a regional JCARD team.

New York has JCARD teams comprised of law enforcement professionals from local, state and federal agencies in the following regions: Western New York, Central New York, Southern Tier, Mid-Hudson Valley, Capital Region and the North Country. Teams respond to incidents in their respective regions and receive specialized training by members of the FBI JCARD team. The Clearinghouse continues to partner with the FBI to facilitate more JCARD training in 2020.

## **Alert Activations**

The Clearinghouse administers three alert programs, which are activated at the request of police agencies when a child, college student or vulnerable adult goes missing and certain criteria are met (see page 8 for more details).

Clearinghouse staff activated 141 alerts: 28 for children and 113 for vulnerable adults. All of the children reported missing were found safe and returned home. Of the 113 missing vulnerable adult alerts, 110 were safe and returned home and three were located deceased.

There were no alerts for missing college students activated in 2019.

## **Other Activities**

The Clearinghouse assisted the U.S. Department of State with 24 missing children cases involving international custody disputes covered by the Hague Convention of the Civil Aspects of International Child Abduction. Fifteen cases were successfully resolved; nine remained open at the end of 2019.

## Data Overview

### Missing Children

- The number of children reported missing in New York State decreased 7.2 percent in 2019, for a total of 13,632. The decrease was the result of fewer cases reported by law enforcement in both New York City (-13.2%) and in the Rest of State (-3.8%).
- The number of children reported by police as runaways (12,916) accounted for 94.7 percent of disappearances among children under 18 years old.
- There was one stranger abduction reported in 2019, the same number reported in 2018.
- There were five acquaintance abductions in 2019; there were none in 2018.
- There were 32 familial abduction cases in 2019, compared to 54 in 2018, and 12 reports of children abducted by a non-custodial parent in 2019, compared to 21 in 2018.
- A total of 13,709 cases involving missing children were closed in 2019, resulting in 11 fewer active cases at the end of the year compared to 2018 (1,614 vs. 1,625). Note: Cases closed – and those that remain open – in 2019 involved children who went missing either in 2019 or prior years.
- In 60 percent of cases closed during 2019, the child voluntarily returned home. Law enforcement assisted with the return of children in 29.9 percent of cases.
- All New York State counties except Hamilton and Lewis reported at least one missing child.
- Twenty-seven counties outside of New York City reported decreases in the number of new cases, while 30 other counties in the Rest of State reported the same volume or higher. New York City comprises five counties but reports missing children data city wide.
- Reports of missing children were concentrated in the state’s largest urban areas. Excluding New York City, Monroe County reported the highest volume of cases at 1,324; Westchester 1,055; Erie, 804; Albany, 797; and Suffolk, 761.
- The statewide missing child rate was 3.6 missing children cases per 1,000 children in 2019. Albany and Schenectady counties had the highest rates of cases reported in the state: 14.1 per 1,000 children and 10.9 per 1,000 children, respectively.
- Ninety-three percent of children reported missing were 13 years old or older, 60.2 percent were female, and 56.9 percent were non-white. The largest single group of missing children cases involved Black females, ages 13 and older (30.3% of all cases reported).
- The median number of days between the reporting and cancellation of a case on the Register was five days, compared to six in 2018.

## Missing Vulnerable Adults

- A total of 6,893 adults were reported missing in New York State in 2019; 1,802 (26.2%) were reported as vulnerable adults. The number of missing vulnerable adults increased 10.1 percent when compared to 2018 (1,638).
- The largest number of missing vulnerable adult cases (186) was reported in the month of July and the fewest (102) was reported in February.
- The vast majority of missing vulnerable adults (57.2%) were reported outside of New York City. A total of 1,031 cases were reported in the 57 counties Upstate and on Long Island, compared to 769 in New York City. Four vulnerable adults were reported missing by the Port Authority of New York and New Jersey.
- Excluding New York City, Nassau County had the highest number of missing vulnerable adult cases reported (185) followed by Westchester County (130), Onondaga County (67), Monroe County (66) and Oneida County (53).
- More vulnerable adults between the ages of 70 and 79 were reported missing than any other age category (19.5%; 351 of 1,802), compared to 2018, when more vulnerable adults between the ages of 20 and 29 were reported missing than any other age category (18.1%; 297 of 1,638).
- Men accounted for 63.8 percent of missing vulnerable adults, and 53 percent of missing vulnerable adults were white.
- A total of 1,782 cases involving missing vulnerable adults from 2019 and prior years were closed during 2019, with 185 cases remaining active at the end of the year.
- The median number of days between a missing vulnerable adult report and closure was three days.



## Clearinghouse Services

The Clearinghouse maintains a statewide electronic central registry of missing persons that is compatible with the National Crime Information Center (NCIC) registry for missing persons. Clearinghouse staff also provide investigative support and training to law enforcement, as well as assistance to left-behind family members.

In addition to their work to support law enforcement agencies in New York State, Clearinghouse staff members assist law enforcement agencies and clearinghouses in other states, the National Center for Missing & Exploited Children (NCMEC), not-for-profit organizations and the U.S. Department of State.

As noted earlier, the Clearinghouse administers three alert programs that quickly disseminate information to law enforcement, the public and other entities when children under the age of 18, college students, or vulnerable adults with cognitive impairments, are reported missing and are at a credible risk of harm.

The Clearinghouse can be reached 24 hours a day, 365 days a year: [missingpersons@dcjs.ny.gov](mailto:missingpersons@dcjs.ny.gov) or 800-346-3543.

## Investigative Support

Law enforcement agencies submit information to the missing person database maintained by the Clearinghouse using a secure, online portal.

- As required by law, Clearinghouse staff use this data to flag birth and educational records of missing children, which results in school and vital records administrators being notified of the report of a missing child from their school. If someone requests a flagged school or birth record, that information is transmitted to the Clearinghouse and can provide a lead to the missing child's location.
- The Clearinghouse notifies the appropriate law enforcement agency whenever it receives leads about a missing person's case. Staff also develop leads by conducting searches through informational databases and social networking sites.
- The Clearinghouse assists with entering missing and unidentified person information into state and federal databases used for law enforcement investigations. This includes assisting law enforcement agencies and medical examiners with coding and entering dental records and other anatomical information on missing persons.
- Clearinghouse staff prepare and distribute posters of missing children, missing college students and missing vulnerable adults to the public and private sector through the state's NY-ALERT system and Lost Child Alert Technology Resource (LOCATER).
  - These tools are utilized by the Clearinghouse to allow for rapid electronic dissemination of photographs, biographical information and case details. Information can be sent electronically to every law enforcement agency, New York State Thruway service areas/toll booths, as well as bus, train and airport terminals. A public subscription service is used to notify individuals across the state about these cases within minutes.

- The Clearinghouse publishes missing child, college student and vulnerable adult photographs and biographical information on the DCJS and National Center for Missing & Exploited Children (NCMEC) websites, provided that a family member or guardian grants permission. NCMEC only publicizes missing children cases.
- Clearinghouse staff provide case management advice to investigating law enforcement agencies, including assessment of case details and assistance with obtaining urgent services as necessary, such as help from other state clearinghouses or NCMEC's Team Adam program for missing children. Team Adam is administered by the NCMEC and provides rapid, on-site assistance to law enforcement agencies and families in serious cases. Team Adam consultants are retired law enforcement professionals with years of investigative experience at the federal, state and local levels.
- The Clearinghouse collaborates with NCMEC and other state clearinghouses, participating in a network that can directly provide nationwide and international assistance to law enforcement agencies and family members.
- The Clearinghouse assists the U.S. Department of State to locate and return internationally abducted children to their country of origin, in accordance with the Hague Treaty on the Civil Aspects of International Abduction.
- Clearinghouse staff develop and distribute investigative guides and presentation material, including the DCJS Guidelines for Missing and Unidentified Person Investigations; Missing Person Data Collection Guide; Unidentified Person Data Collection Guide; and NCMEC Missing and Abducted Children: A Law Enforcement Guide to Case Investigation and Program Management. Publications and training videos are available to law enforcement officers via a secure, online portal and through training programs for law enforcement officers.

## Training and Community Events

Presentations/Training Programs	Number of Courses/ Presentations	Number of Attendees
Investigative (Law Enforcement) Training	28	1,041
Persons Completing Training Online (Law Enforcement)	3	372
Community Events/Presentations	40	5,460
<b>TOTAL</b>	<b>71</b>	<b>6,873</b>

## Alert Programs

New York State utilizes four alert programs and the Clearinghouse administers these programs, with the exception of Amber Alerts.

Alerts are designed to ensure the most rapid and widespread dissemination of information about missing children under the age of 21, missing college students of any age, and missing vulnerable adults with Alzheimer's disease, dementia or other cognitive impairment.

Alerts are issued at the request of law enforcement when certain criteria are met.



**AMBER Alerts** are activated for abducted children younger than 18 who are believed to be at risk for serious bodily harm or death. They are administered by the New York State Police. For more information: [www.amber.ny.gov](http://www.amber.ny.gov).



**Missing Child Alerts** are activated when a child younger than 21 is missing and believed to be in danger due to special circumstances, such as a cognitive impairment or medical condition, that place them at serious risk of harm or death.



**Missing College Student Alerts** are activated when a college student of any age is missing and is deemed to be at credible risk of harm or death.



**Missing Vulnerable Adult Alerts** are activated when an individual, who is 18 or older and has a cognitive disorder, brain injury or mental disability, is reported missing and is at credible risk of harm. This includes individuals with autism, dementia or Alzheimer's disease.

Within minutes of an alert activation, information about the person is distributed to police agencies, the media, New York State Thruway signs, plazas and toll barriers, New York State Department of Transportation highway signs, airports, bus terminals, train stations, hospitals and other locations. Details are displayed on highway signs for up to eight hours.

Information is also shared via Facebook ([www.facebook.com/nyspublicsafety](http://www.facebook.com/nyspublicsafety)), Twitter (@NYSPublicSafety) and online ([www.criminaljustice.ny.gov/](http://www.criminaljustice.ny.gov/)). NYAlert subscribers are notified immediately. Visit [alert.ny.gov](http://alert.ny.gov) or call (888) 697-6972 to subscribe.

Alerts can remain active for up to 72 hours. If the individual remains missing after three days, case details are posted to [www.criminaljustice.ny.gov/missing](http://www.criminaljustice.ny.gov/missing).

## Alert and Non-Alert Distribution Mechanisms

Method of Distribution	AMBER Alert	Missing Child, College Student, Vulnerable Adult Alert	Missing Child, College Student, Vulnerable Adult Non-Alert
NYS AMBER Alert Website	X		
Wireless Emergency Activation (WEA)	X		
NYS Lottery Terminal Message Boards in Stores	X		
NYS DMV In-Office Electronic Displays	X		
Variable Message Signs: Thruway and Highways	X	X	
License Plate Readers	X	X	
NY-ALERT Public Subscriber List	X	X	
NYS Thruway Toll Barrier Printers	X	X	
NYS Thruway Service Area Televisions	X	X	
Media Outlets – Radio/Television	X	X	
NYC Taxi and Limousine Commission vehicles: For Activations in the New York City Metropolitan Area only.	X	X	
NYS AMBER Alert Partner Agencies	X	X	
NYS Division of Criminal Justice Services Website	X	X	X
National Center for Missing & Exploited Children (NCMEC) Website ( <b>Children Only</b> )	X	X	X
Greyhound/Trailways/Other Bus Terminals	X	X	X
AMTRAK Stations	X	X	X
Airports/Transportation Security Administration	X	X	X
NYS/County Probation Agencies	X	X	X
Hospitals/Clinics	X	X	X
Homeless Shelters	X	X	X
Police Agencies: Local, State and Federal	X	X	X
Canadian Law Enforcement Authorities	X	X	X
NYS/NYC Department of Health/School Records Flagged ( <b>Children Only</b> )	X	X	X

## New York State Missing and Exploited Children Clearinghouse Fund

The New York State Division of Criminal Justice Services administers the New York State Missing and Exploited Children Clearinghouse Fund, which supports staff who help provide direct assistance to parents, law enforcement officials and others in connection with missing children cases and abductions. Contributions also fund statewide dissemination of information and educational materials, as well as advanced law enforcement training on missing, abducted and exploited children.

A summary financial plan and projections of these funds is as follows:

Missing and Exploited Children Clearinghouse Fund Summary Financial Plan			
	2019–20	2020–21	2021–22
<b>Revenue Received</b>	\$143,933.51	\$122,300*	\$103,900*
<b>Interest Earned</b>	\$1,751.72	\$1,500	\$1,250
<b>Disbursements</b>	\$64,101.10	\$250,000	\$125,000

\* Estimated revenue

*Note: Disbursements in FY 2020–21 and 2021–22 are higher than estimated revenue received because any funds not spent in a given fiscal year are disbursed in subsequent years.*

New Yorkers may donate to the Missing and Exploited Children Clearinghouse Fund when filing their state income tax returns or by sending donations directly to the Missing Persons Clearinghouse. All donations are tax deductible.

Visit the New York State Department of Taxation and Finance website at [www.tax.ny.gov](http://www.tax.ny.gov) or [www.dcjs.ny.gov/missing](http://www.dcjs.ny.gov/missing) for more information.

## Missing Person Clearinghouse Activity and Data

### Alert Requests and Activations

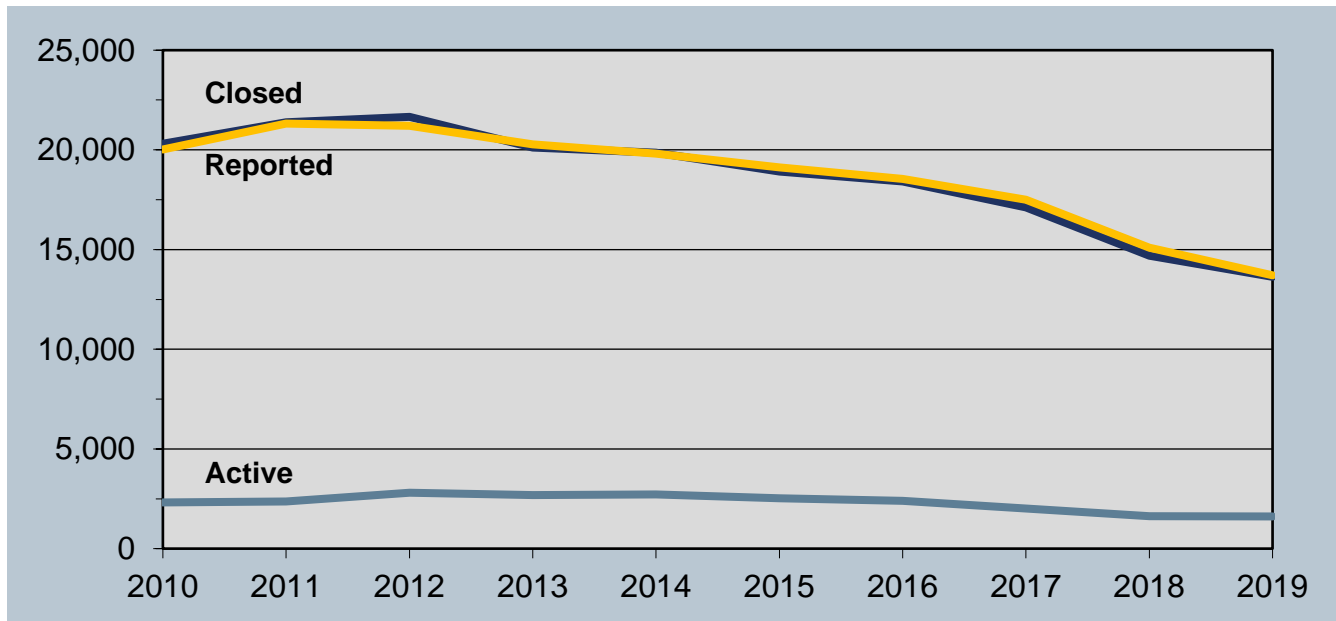
	2018	2019
Cases Referred to the Clearinghouse	1,477	1,382
Cases Publicized	483	374
Cases Closed	1,415	1,332
Cases Removed from Publication	456	419
Hotline Calls Received After Hours	723	1,129
Birth/School Records Flagged	4,432	2,669
Birth/School Records Flag Removed	2,983	2,368

*\*Birth/School Records Flagged in 2018 – System upgrade reflagged active cases causing a higher than average number of records flagged.*

Alert Requests and Activations				
	AMBER Alert	Missing Child Alert	Missing College Student Alert	Missing Vulnerable Adult Alert
Year	Activation	Activation	Activation	Activation
2003	3	0	0	–
2004	6	6	0	–
2005	5	3	1	–
2006	3	5	0	–
2007	2	7	0	–
2008	4	5	0	–
2009	3	5	0	–
2010	2	1	0	–
2011	7	3	0	4
2012	7	5	0	24
2013	4	7	0	36
2014	10	5	0	75
2015	11	10	2	101
2016	5	20	0	101
2017	7	10	1	116
2018	9	15	1	114
2019	4	28	0	113
<b>TOTAL</b>	<b>92</b>	<b>135</b>	<b>5</b>	<b>684</b>

*Note: The Missing Vulnerable Adult Alert Program began on 10/23/2011.*

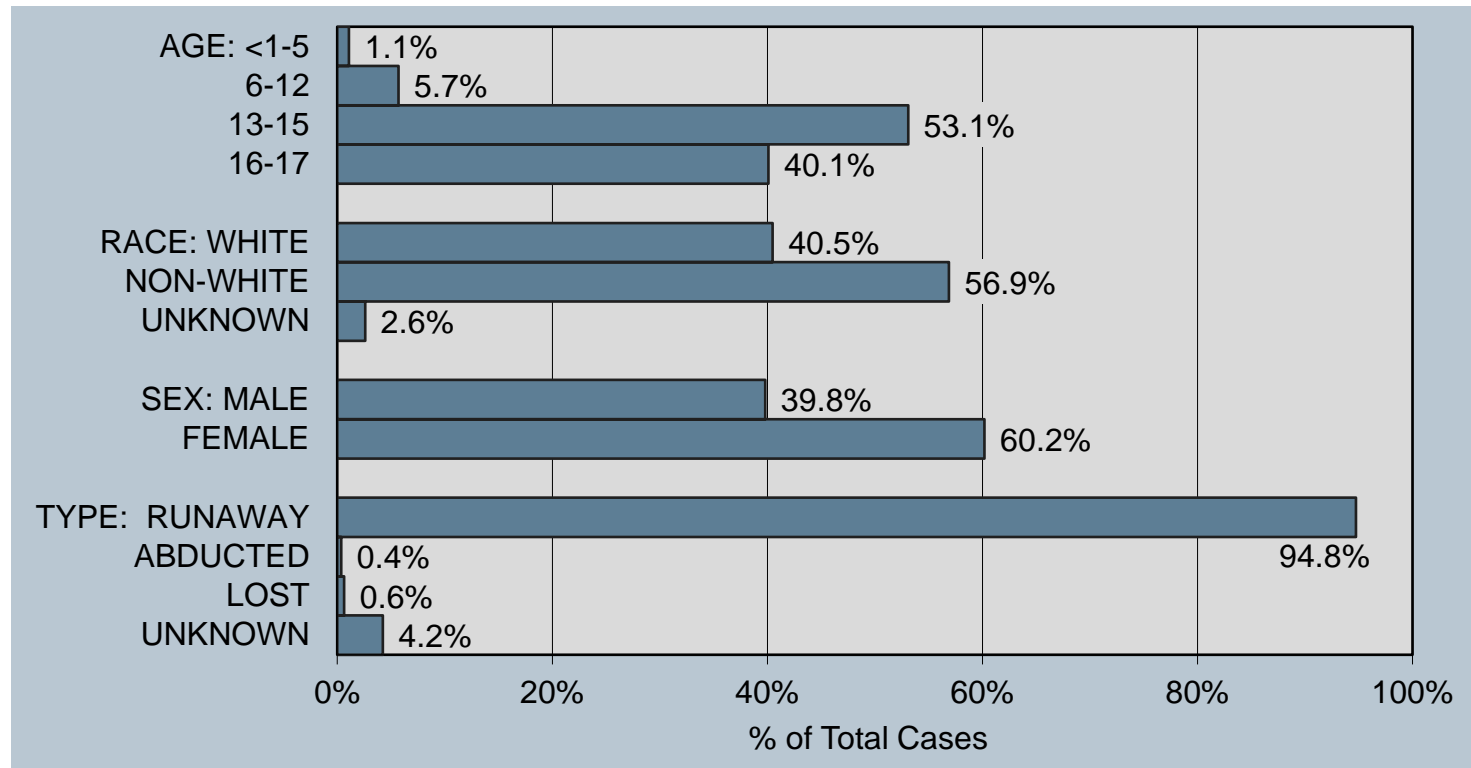
## Annual Reporting Volume for Missing Children: 2010–2019



	2010	2011	2012	2013	2014	2015	2016	2017	2018	2019
<b>NEW YORK STATE</b>										
Cases Reported	20,309	21,390	21,656	20,124	19,860	18,916	18,417	17,114	14,697	13,632
Cases Closed	20,017	21,319	21,215	20,278	19,816	19,119	18,539	17,500	15,094	13,709
Active End-of-Year	2,322	2,366	2,804	2,680	2,724	2,521	2,401	2,017	1,625	1,614
<b>NEW YORK CITY</b>										
Cases Reported	6,544	7,545	8,101	8,003	7,975	7,022	6,551	5,870	5,315	4,611
Cases Closed	6,320	7,576	7,785	8,012	7,955	7,167	6,559	6,150	5,494	4,699
Active End-of-Year	897	866	1,174	1,175	1,195	1,050	1,043	763	585	544
<b>NON-NEW YORK</b>										
Cases Reported	13,765	13,845	13,555	12,121	11,885	11,894	11,866	11,244	9,382	9,021
Cases Closed	13,697	13,743	13,430	12,266	11,861	11,952	11,980	11,350	9,600	9,010
Active End-of-Year	1,425	1,500	1,630	1,505	1,529	1,471	1,358	1,254	1,040	1,070

Note: Active End-of-Year includes reports from previous years.

## 2019 Characteristics of Cases Entered for Missing Children



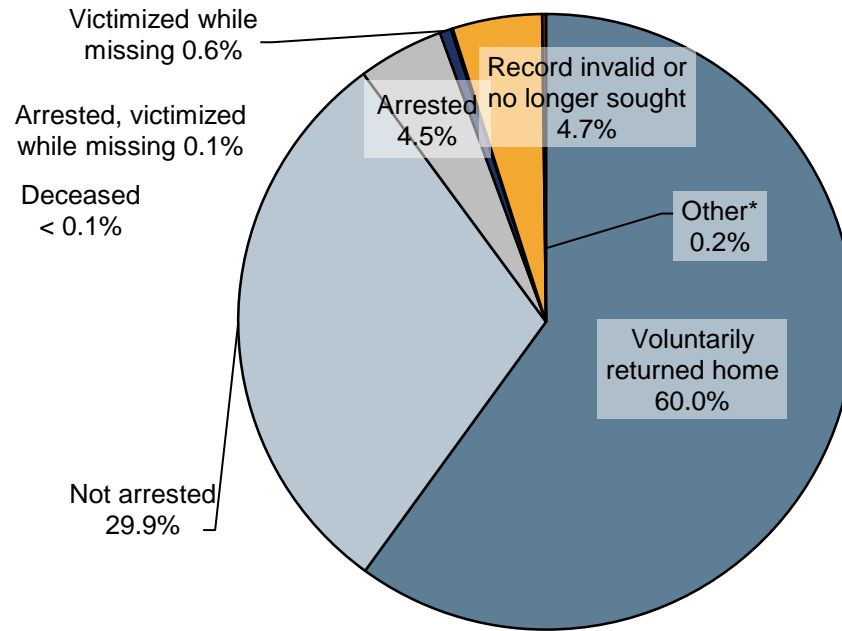
	TOTAL	AGE WHEN REPORTED MISSING				GENDER		RACE				
		< 1-5	6-12	13-15	16-17	Male	Female	White	Black	Asian	Indian	Unk.
Runaway	12,916	56	684	6,961	5,215	5,103	7,813	5,136	7,155	219	66	340
Familial Abduction	32	25	3	4	0	17	15	13	18	0	0	1
Abducted by Non-Cust. Parent	12	6	4	1	1	4	8	7	3	2	0	0
Acquaintance Abduction	5	2	0	1	2	3	2	4	1	0	0	0
Stranger Abduction	1	0	0	0	1	0	1	0	1	0	0	0
Lost	87	3	22	33	29	55	32	41	42	1	2	1
Unknown	579	57	60	239	223	241	338	317	229	7	9	17
<b>TOTAL</b>	<b>13,632</b>	<b>149</b>	<b>773</b>	<b>7,239</b>	<b>5,471</b>	<b>5,423</b>	<b>8,209</b>	<b>5,518</b>	<b>7,449</b>	<b>229</b>	<b>77</b>	<b>359</b>

Note: Abducted by Non-Custodial Parent is a new category that was instituted in June 2014. Prior to that date, that missing child circumstance was entered under the Familial Abduction category.



## 2019 Characteristics of Cases Closed for Missing Children

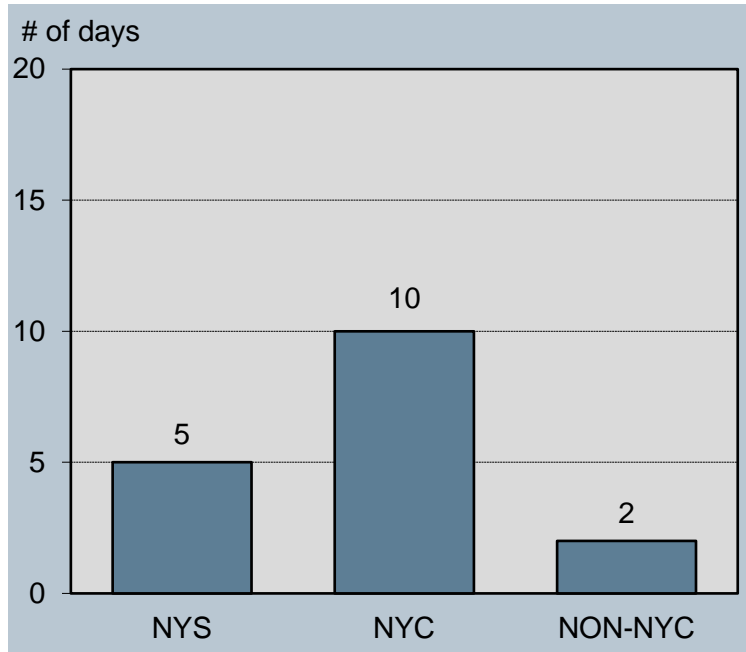
Circumstances of Recovery	TOTAL	AGE WHEN FOUND					GENDER		RACE				
		< 1-5	6-12	13-15	16-17	18+	Male	Female	White	Black	Asian	Indian	Unk.
Voluntarily returned home	8,232	54	426	4,186	3,418	148	3,306	4,926	3,320	4,515	140	50	207
Recovered, not arrested	4,099	32	216	2,085	1,629	137	1,610	2,489	1,651	2,252	68	23	105
Recovered, arrested	622	1	31	307	264	19	254	368	251	346	4	1	20
Recovered, victimized while missing	78	1	4	37	30	6	28	50	34	41	1	0	2
Recovered, arrested, victimized while missing	16	0	0	9	6	1	9	7	5	10	0	0	1
Recovered, deceased	4	0	0	1	1	2	2	2	2	2	0	0	0
Record invalid or no longer sought	644	5	30	320	262	27	244	400	242	362	13	3	24
Other*	14	0	0	5	4	5	5	9	6	6	1	0	1
<b>TOTAL</b>	<b>13,709</b>	<b>93</b>	<b>707</b>	<b>6,950</b>	<b>5,614</b>	<b>345</b>	<b>5,458</b>	<b>8,251</b>	<b>5,511</b>	<b>7,534</b>	<b>227</b>	<b>77</b>	<b>360</b>



*Note\*: "Other" is an authorized reporting category that can mean the reporting law enforcement agency either did not know the circumstances associated with the recovery of the child or did not use one of the more specific categories for reasons that are not known.*

## 2019 Days between Case Entry and Cancellation for Missing Children

### Median Days to Cancellation for Cases Closed During 2019



DAYS BETWEEN CASE ENTRY AND CANCELLATION FOR CASES CLOSED DURING 2019			
No. of Days	No. of Cases Closed	Percent Closed	Cumulative Percent Closed
< 1	2,208	16.1%	16.1%
1	2,393	17.5%	33.6%
2	833	6.1%	39.6%
3	633	4.6%	44.3%
4	619	4.5%	48.8%
5	500	3.6%	52.4%
6	468	3.4%	55.8%
7	462	3.4%	59.2%
8	384	2.8%	62.0%
9	329	2.4%	64.4%
10	294	2.1%	66.5%
11	249	1.8%	68.4%
12	222	1.6%	70.0%
13	208	1.5%	71.5%
14	172	1.3%	72.8%
15	158	1.2%	73.9%
16–29	1,203	8.8%	82.7%
30–60	880	6.4%	89.1%
61–90	415	3.0%	92.1%
91–120	388	2.8%	95.0%
121 or more	691	5.0%	100.0%
<b>TOTAL</b>	<b>13,709</b>	<b>100.0%</b>	<b>100.0%</b>

## 2019 Reporting Volume by County for Missing Children

	CASES REPORTED										CASES CLOSED									CASES ACTIVE
	Total	Rate <sup>1</sup>	Runaway	Abduction				Lost	Other	Total	Voluntarily returned home	Not arrested	Arrested	Victimized while missing	Arrested, victimized while missing	Deceased	Record invalid or no longer sought	Other	End-of-Year Active Cases	
				Familial	Non-Cust. Parent	Acquaint.	Stranger													
Albany	797	14.1	771	1	0	0	0	3	22	755	171	426	121	33	1	2	1	0	121	
Allegany	11	1.2	11	0	0	0	0	0	0	10	2	3	2	3	0	0	0	0	1	
Broome	303	8.2	279	0	0	0	0	4	20	305	3	178	113	8	3	0	0	0	39	
Cattaraugus	58	3.4	53	0	0	0	0	3	2	58	0	21	27	10	0	0	0	0	0	
Cayuga	44	2.9	41	0	0	0	0	0	3	46	0	20	23	3	0	0	0	0	0	
Chautauqua	117	4.5	112	1	0	0	0	0	4	122	0	70	50	2	0	0	0	0	1	
Chemung	180	10.0	176	0	0	0	0	1	3	183	3	128	42	9	1	0	0	0	3	
Chenango	5	0.5	5	0	0	0	0	0	0	5	0	3	2	0	0	0	0	0	0	
Clinton	10	0.7	10	0	0	0	0	0	0	11	1	2	7	1	0	0	0	0	1	
Columbia	31	3.0	29	0	0	0	0	0	2	31	0	11	18	0	0	1	1	0	2	
Cortland	18	1.9	18	0	0	0	0	0	0	18	0	5	10	3	0	0	0	0	0	
Delaware	25	3.4	22	0	0	0	0	0	3	23	0	11	11	1	0	0	0	0	4	
Dutchess	242	4.4	226	0	0	0	0	2	14	245	8	132	87	13	4	0	0	1	13	
Erie	804	4.3	753	0	3	0	0	9	39	762	51	357	245	82	18	1	0	8	307	
Essex	9	1.5	9	0	0	0	0	0	0	9	0	2	6	1	0	0	0	0	0	
Franklin	12	1.2	11	0	0	0	0	0	1	11	0	6	4	0	1	0	0	0	1	
Fulton	54	5.0	52	1	0	0	0	1	0	55	0	31	20	4	0	0	0	0	0	
Genesee	6	0.5	5	1	0	0	0	0	0	8	0	2	4	2	0	0	0	0	0	
Greene	8	1.0	8	0	0	0	0	0	0	8	0	5	2	1	0	0	0	0	0	
Hamilton	0	0.0	0	0	0	0	0	0	0	0	0	0	0	0	0	0	0	0	0	
Herkimer	28	2.2	27	0	0	0	0	0	1	26	0	10	15	0	1	0	0	0	2	
Jefferson	60	2.2	58	0	0	0	0	0	2	61	2	26	25	8	0	0	0	0	2	
Lewis	0	0.0	0	0	0	0	0	0	0	0	0	0	0	0	0	0	0	0	0	
Livingston	15	1.3	15	0	0	0	0	0	0	15	0	4	6	5	0	0	0	0	0	
Madison	21	1.6	20	0	0	0	0	1	0	21	0	14	4	2	1	0	0	0	0	
Monroe	1,324	8.6	1,249	0	3	2	0	6	64	1,326	41	676	472	129	8	0	0	0	62	
Montgomery	38	3.4	36	0	0	0	0	1	1	38	0	19	18	1	0	0	0	0	2	
Nassau	466	1.6	434	4	1	0	0	3	24	466	2	258	170	29	6	0	0	1	66	
New York City <sup>2</sup>	4,611	2.7	4,444	15	4	1	1	20	126	4,699	247	3,104	1,312	26	7	2	1	0	544	
Niagara	165	3.9	152	0	0	0	0	2	11	170	5	87	68	7	1	2	0	0	29	
Oneida	302	6.2	278	2	0	0	0	1	21	310	4	170	93	38	4	0	0	1	8	

	CASES REPORTED									CASES CLOSED									CASES ACTIVE
	Total	Rate <sup>1</sup>	Runaway	Abduction				Lost	Other	Total	Voluntarily returned home	Not arrested	Arrested	Victimized while missing	Arrested, victimized while missing	Deceased	Record invalid or no longer sought	Other	End-of-Year Active Cases
				Familial	Non-Cust. Parent	Acquaint.	Stranger												
Onondaga	451	4.6	428	1	0	1	0	0	21	447	6	192	222	26	1	0	0	0	26
Ontario	36	1.6	34	0	0	0	0	0	2	36	1	12	13	7	1	1	1	0	2
Orange	443	4.6	411	0	0	0	0	5	27	447	11	323	93	16	4	0	0	0	34
Orleans	26	3.3	24	0	0	0	0	0	2	25	0	10	12	3	0	0	0	0	2
Oswego	60	2.4	53	0	0	0	0	0	7	58	0	32	25	1	0	0	0	0	3
Otsego	7	0.7	5	0	0	0	0	0	2	7	0	1	4	2	0	0	0	0	0
Putnam	5	0.3	5	0	0	0	0	0	0	4	0	2	2	0	0	0	0	0	2
Rensselaer	113	3.6	108	0	0	0	0	0	5	108	3	49	48	8	0	0	0	0	21
Rockland	97	1.1	90	0	0	0	0	1	6	100	5	59	33	1	2	0	0	0	23
Saint Lawrence	25	1.1	24	0	0	0	0	1	0	24	0	8	12	4	0	0	0	0	1
Saratoga	63	1.4	61	0	0	0	0	0	2	61	0	18	39	4	0	0	0	0	4
Schenectady	364	10.9	344	1	0	0	0	4	15	378	16	250	79	27	5	1	0	0	14
Schoharie	6	1.1	5	0	0	0	0	0	1	6	0	5	1	0	0	0	0	0	1
Schuyler	4	1.2	3	0	0	0	0	0	1	4	0	2	2	0	0	0	0	0	0
Seneca	3	0.4	3	0	0	0	0	0	0	5	0	2	1	2	0	0	0	0	0
Steuben	40	2.0	34	0	0	0	0	2	4	38	1	18	17	1	0	1	0	0	2
Suffolk	761	2.4	693	3	0	0	0	9	56	782	5	524	225	22	4	1	0	1	40
Sullivan	30	1.9	25	0	0	0	0	0	5	29	0	13	14	2	0	0	0	0	8
Tioga	15	1.5	12	0	0	0	0	0	3	15	0	7	6	2	0	0	0	0	0
Tompkins	25	1.7	24	0	0	0	0	1	0	23	3	12	6	2	0	0	0	0	2
Ulster	114	3.6	108	0	1	0	0	1	4	112	2	43	57	7	1	1	0	1	9
Warren	30	2.6	29	0	0	0	0	1	0	29	0	10	17	2	0	0	0	0	3
Washington	56	4.9	52	0	0	0	0	0	4	56	1	23	27	4	1	0	0	0	1
Wayne	23	1.2	23	0	0	0	0	0	0	23	0	14	7	2	0	0	0	0	0
Westchester	1,055	5.0	1,000	2	0	1	0	5	47	1,077	49	818	149	54	3	3	0	1	206
Wyoming	7	0.9	6	0	0	0	0	0	1	7	0	3	4	0	0	0	0	0	0
Yates	3	0.6	3	0	0	0	0	0	0	3	0	0	1	2	0	0	0	0	0
Out of State <sup>3</sup>	3		3	0	0	0	0	0	0	7	1	1	5	0	0	0	0	0	0
New York State	13,629	3.6	12,914	32	12	5	1	87	578	13,708	644	8,232	4,098	622	78	16	4	14	1,612

<sup>1</sup> Rate per 1,000 children.

<sup>2</sup> Includes the counties of Bronx, Kings, New York, Queens and Richmond.

<sup>3</sup> Cases entered by the Port Authority of New York and New Jersey.

## 2019 Reporting Volume by County for Missing Vulnerable Adults

	CASES REPORTED																CASES CLOSED	END- OF- YEAR
	AGE										GENDER		RACE					
	Total	18-19	20-29	30-39	40-49	50-59	60-69	70-79	80-89	90-99	Male	Female	White	Black	Other	Unk.		
Albany	37	3	10	8	5	4	3	2	2	0	20	17	25	9	0	3	39	13
Allegany	1	0	0	0	0	0	0	0	1	0	1	0	1	0	0	0	2	0
Broome	29	1	3	6	7	7	5	0	0	0	16	13	18	11	0	0	29	7
Cattaraugus	5	0	1	2	1	0	0	0	1	0	3	2	2	1	2	0	5	1
Cayuga	6	0	1	2	1	0	1	0	1	0	5	1	5	1	0	0	6	0
Chautauqua	11	0	1	3	0	3	2	2	0	0	3	8	10	1	0	0	11	1
Chemung	1	0	0	0	0	0	1	0	0	0	1	0	1	0	0	0	1	0
Chenango	1	0	0	0	0	0	0	1	0	0	0	1	0	1	0	0	1	0
Clinton	5	0	0	0	1	1	2	1	0	0	4	1	4	1	0	0	5	0
Columbia	3	0	2	0	0	0	0	0	1	0	2	1	3	0	0	0	3	0
Cortland	2	0	0	0	1	0	1	0	0	0	1	1	2	0	0	0	2	0
Delaware	2	0	0	0	0	1	1	0	0	0	2	0	2	0	0	0	2	0
Dutchess	35	0	3	8	3	7	10	2	2	0	22	13	21	13	1	0	33	7
Erie	35	1	6	5	6	2	10	4	1	0	14	21	21	13	0	1	32	11
Essex	3	0	0	1	0	0	0	2	0	0	1	2	3	0	0	0	3	1
Franklin	2	0	0	0	1	0	1	0	0	0	1	1	2	0	0	0	2	1
Fulton	6	0	2	2	0	1	1	0	0	0	4	2	5	1	0	0	6	0
Genesee	4	0	0	1	0	1	1	0	1	0	4	0	3	1	0	0	4	0
Greene	5	0	1	1	1	1	0	0	1	0	3	2	5	0	0	0	5	0
Hamilton	0	0	0	0	0	0	0	0	0	0	0	0	0	0	0	0	0	0
Herkimer	3	0	0	0	1	1	1	0	0	0	1	2	3	0	0	0	3	0
Jefferson	3	0	1	0	0	1	1	0	0	0	3	0	2	1	0	0	3	1
Lewis	2	0	0	0	2	0	0	0	0	0	1	1	2	0	0	0	2	0
Livingston	11	0	2	3	3	1	1	1	0	0	6	5	11	0	0	0	11	0
Madison	6	0	0	0	1	1	1	2	1	0	2	4	6	0	0	0	6	0
Monroe	66	6	13	11	3	6	8	11	6	2	45	21	38	24	3	1	64	5
Montgomery	3	0	2	0	0	0	0	0	1	0	1	2	2	1	0	0	3	0
Nassau	185	10	31	28	27	11	26	31	18	3	118	67	109	62	12	2	180	19
New York City <sup>1</sup>	768	15	62	81	45	63	136	238	119	9	501	268	272	407	82	8	754	51
Niagara	12	0	1	3	2	3	1	1	0	1	10	2	10	2	0	0	14	4
Oneida	53	2	18	13	6	3	3	7	1	0	33	20	39	11	3	0	50	6

	CASES REPORTED																CASES CLOSED	END- OF- YEAR
	AGE										GENDER		RACE					
	Total	18-19	20-29	30-39	40-49	50-59	60-69	70-79	80-89	90-99	Male	Female	White	Black	Other	Unk.		
Onondaga	67	6	23	18	11	2	4	2	1	0	42	25	40	26	1	0	64	4
Ontario	15	1	0	2	1	2	3	3	3	0	13	2	11	4	0	0	15	0
Orange	44	2	10	9	6	4	4	5	2	2	28	16	30	13	1	0	47	2
Orleans	8	1	0	0	2	2	0	3	0	0	6	2	8	0	0	0	8	0
Oswego	5	0	1	1	0	0	0	2	1	0	4	1	5	0	0	0	5	1
Otsego	2	0	0	0	1	0	1	0	0	0	1	1	2	0	0	0	2	0
Putnam	7	0	2	1	1	1	0	1	1	0	4	3	6	1	0	0	8	1
Rensselaer	36	8	6	6	9	4	0	3	0	0	26	10	24	12	0	0	33	4
Rockland	32	1	9	1	3	9	4	2	1	2	27	5	20	10	1	1	33	6
Saint Lawrence	3	0	1	0	2	0	0	0	0	0	3	0	3	0	0	0	3	0
Saratoga	20	1	2	3	4	2	3	2	2	1	12	8	20	0	0	0	21	0
Schenectady	40	6	13	2	6	6	4	2	0	1	19	22	28	9	0	4	41	3
Schoharie	1	0	0	1	0	0	0	0	0	0	1	0	0	0	0	1	1	0
Schuyler	2	0	0	0	0	0	2	0	0	0	1	1	2	0	0	0	3	0
Seneca	2	0	0	1	0	0	0	1	0	0	2	0	2	0	0	0	2	0
Steuben	4	0	1	0	0	0	2	1	0	0	4	0	4	0	0	0	4	0
Suffolk	20	0	6	1	3	2	3	2	1	2	11	9	20	0	0	0	22	4
Sullivan	13	0	1	4	5	0	1	0	2	0	11	2	11	1	1	0	13	1
Tioga	2	0	0	0	1	0	1	0	0	0	2	0	2	0	0	0	2	1
Tompkins	2	1	1	0	0	0	0	0	0	0	1	1	2	0	0	0	2	0
Ulster	11	0	2	1	3	1	1	1	2	0	7	4	8	3	0	0	10	1
Warren	10	0	1	6	2	1	0	0	0	0	5	5	9	1	0	0	10	0
Washington	7	0	4	0	1	1	0	1	0	0	3	4	4	3	0	0	7	0
Wayne	6	1	2	2	0	0	0	0	1	0	5	1	4	2	0	0	6	0
Westchester	130	25	37	16	7	10	15	11	8	1	80	50	58	59	3	10	131	29
Wyoming	4	0	2	0	0	1	1	0	0	0	2	2	4	0	0	0	4	0
Yates	0	0	0	0	0	0	0	0	0	0	0	0	0	0	0	0	0	0
Out Of State	4	0	0	0	0	0	0	4	0	0	3	1	2	2	0	0	4	0
New York State	1,802	91	284	253	185	166	266	351	182	24	1,151	653	956	707	110	31	1,782	185

<sup>1</sup> Includes the counties of Bronx, Kings, New York, Queens and Richmond.

**2019 Days between Case Entry and Cancellation  
for Missing Vulnerable Adult Cases**

<b>DAYS BETWEEN CASE ENTRY AND CANCELLATION FOR CASES CLOSED DURING 2019</b>			
<b>No. of Days</b>	<b>No. of Cases Closed</b>	<b>Percent Closed</b>	<b>Cumulative Percent Closed</b>
< 1	408	22.9%	22.9%
1	273	15.3%	38.2%
2	129	7.2%	45.5%
3	98	5.5%	51.0%
4	82	4.6%	55.6%
5	76	4.3%	59.8%
6	67	3.8%	63.6%
7	46	2.6%	66.2%
8	50	2.8%	69.0%
9	41	2.3%	71.3%
10	41	2.3%	73.6%
11	32	1.8%	75.4%
12	23	1.3%	76.7%
13	24	1.3%	78.0%
14	19	1.1%	79.1%
15	16	0.9%	80.0%
16–29	139	7.8%	87.8%
30–60	79	4.4%	92.2%
61–90	39	2.2%	94.4%
91–120	31	1.7%	96.1%
121 or more	69	3.9%	100.0%
<b>TOTAL</b>	<b>1,782</b>	<b>100.0%</b>	<b>100.0%</b>

## 2019 Missing Child Alert Activation Details

Circumstances	
Autism	12
Diabetic	1
Gang Involvement	1
Suicidal	14
<b>TOTAL</b>	<b>28</b>

In a Vehicle	2
On Foot	26
<b>TOTAL</b>	<b>28</b>

Alert Responsible for Location	
Yes	7
No	21
<b>TOTAL</b>	<b>28</b>

Circumstances of Location	
Alive	28
Deceased	0
Unresolved	0
<b>TOTAL</b>	<b>28</b>

State Located	
New Jersey	1
New York	27
<b>TOTAL</b>	<b>28</b>



## 2019 Missing Vulnerable Adult Alert Activation Details

Circumstances	
Alzheimer's Disease/Dementia	85
Autism	6
Brain Disorder	3
Developmental Disability	3
Disoriented/Confused	8
Down Syndrome	2
Mental Illness/Schizophrenia	4
Parkinson's Disease	2
<b>TOTAL</b>	<b>113</b>

In a Vehicle	48
On Foot	65
<b>TOTAL</b>	<b>113</b>

Alert Responsible for Location	
Yes	30
No	83
<b>TOTAL</b>	<b>113</b>

Circumstances of Location	
Alive	110
Deceased	3
<b>TOTAL*</b>	<b>113</b>
<i>*Located alive out of state (2 CT, 1 FL, 2 PA, 1 RI)</i>	6